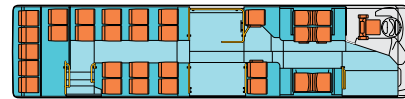
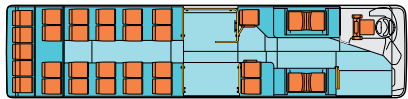


CROSSWAY

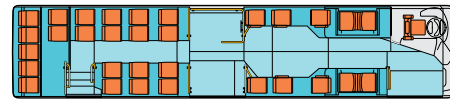
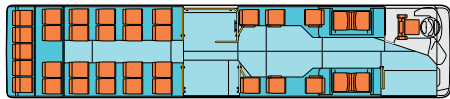


Crossway Low Entry CITY 10.8 / 12 / 13 m – Diesel EURO VI



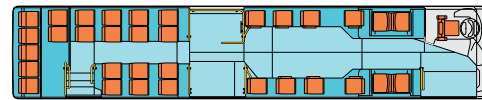
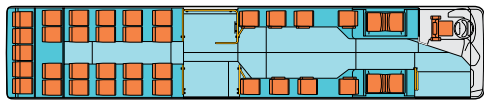
Layout 10.8 m (2 doors) 32 seats + 1 wheelchair area

Layout 10.8 m (3 doors) 30 seats + 1 wheelchair area



Layout 12 m (2 doors) 35 seats + 1 wheelchair area

Layout 12 m (3 doors) 31 seats + 1 wheelchair area



Layout 13 m (2 doors) 37 seats + 1 wheelchair area

Layout 13 m (3 doors) 33 seats + 1 wheelchair area

Length	10 845 mm	12 050 mm	12 965 mm
Width	2 550 mm		
Height (with / without A/C)	3 230 / 3 140 mm		
Wheelbase	4 825 mm	6 030 mm	6 945 mm
Front / rear Overhang	2 725 / 3 295 mm		
Front / middle door access height	320 / 330 mm		
Front / middle door width (std)	1 200 mm		
Wall-to-wall turning radius	9 140 mm	10 720 mm	11 930 mm
Kerb-to-kerb turning radius	7 300 mm	8 870 mm	10 070 mm
Approach / departure angles	7° / 7°		
GVW* (max permitted weight depends on local legislation) C9 / T7	19 000 / 18 000 kg		
Max. weight rear / front axle*	7 200 / 12 500 kg		

	Cursor 9 EURO VI	Tector 7 EURO VI
Power	265 kW (360 HP) at 1 600 – 2 200 rpm	210 kW (285 HP) at 2 200 – 2 500 rpm
Torque	1 650 Nm at 1 200 – 1 500 rpm	1 000 Nm at 1 250 – 1 700 rpm
Displacement	8.7 litres	6.7 litres
6 cylinders in line, vertical rear, Common Rail		

* depending on local regulations

IVECO
BUS

Crossway Low Entry CITY 10.8 / 12 / 13 m – Diesel EURO VI

BODY AND EXTERIOR EQUIPMENT

- Anticorrosion cathaporetic treatment of the structure and of the body, finished with a polyurethane resin final coat
- Front door 1 200 mm 2 leaves, middle door 1 200 mm 2 leaves, external opening
- Access to the front lights through opening corners

INTERIOR EQUIPEMENT

- Self-adhesive anti-slip PVC carpet on the floor
- Lateral walls covered by laminated panels
- Roof covered by laminated panels
- Separation walls made of laminated panels
- Central platform in front of the middle door

ELECTRICAL EQUIPMENT

- Two batteries 12 V – 225 Ah
- Cursor 9: Two alternators 80 A + 140 A; Tector 7: two alternators 2 × 150 A
- Electrical box with fuses in the front left compartment
- LED lights: front and rear direction lights, rear position lights, rear brake lights, lateral lights and side markers
- LED DRL
- Front halogen lights, fog lights
- Fire detection system

WINDOWS / THERMAL COMFORT

- Tinted simple glass with 5 opening units (4 units for 10.8 m)
- Two roof hatches, manual control
- Four heaters for the passengers compartment

DRIVER'S COMPARTMENT

- Adjustable driver's seat with air suspension, headrest, 3 pts. safety belt
- Lateral and front sun visors with manual control
- Driver's separation
- On board computer with fuel consumption control
- Digital tachograph

Optional:

- Front door 1 200 mm, 2 leaves, internal opening
- Middle door 1 200 mm, 2 leaves internal opening
- Third door 800 mm 1 or 2 leaves, external opening
- External rearview mirrors, heated, with electrical control
- Ski carrier preparation
- Towing device preparation

Optional:

- Electrical / manual ramp for disabled persons

Optional:

- Xenon front lights
- Corner light (integrated in the fog light)
- Alternators: 2 × 140 A (Cursor 9)
- Warning lights with open doors
- Reverse sensors, reverse camera
- 24 V and 12 V sockets on the dashboard

Optional:

- Two roof hatches with electrical control
- Double glasses of the lateral windows, driver's window and passengers doors
- A/C with or without heating
- Electrical defrosting of the front steps
- Electrical defrosting of the windshield

Optional:

- Driver's seat with heating system
- Driver's box with lock
- Driver's cabin completely closed
- Driver's refrigerator
- Additional driver's heater
- Driver's A/C
- Front sun visor with electrical control
- Alcolock tester

AFTER TREATMENT SYSTEM EVI

- Hi-eSCR after treatment system, main components: diesel oxidation catalyst, diesel particulate filter, selective catalytic reduction of nox with urea, clean up catalyst.

GEARBOX

- Cursor 9: ZF 6S 1610 BD mechanical gearbox
- Tector 7: ZF 6S 1110 BO mechanical gearbox

Optional:

- C9: Voith 864.6, ZF Ecolife 6AP 1700, ZF 6S 1611
- T7: Voith 854.6, ZF Ecolife 6AP 1200

REAR AXLE

- Single reduction hypoid rear axle equipped with
- "Quiet ride gears set" for low noise
- Standard axle ratio: 3.70 (Cursor 9) / 5.63 (Tector 7)

FRONT AXLE / STEERING

- Independent wheels front axle RI75E
- Worm-type steering ZF type 8098 with integrated power steering

SUSPENSION

- Full air suspension with self-levelling sensor
- Front: 2 combined air springs / 2 shock absorbers / 1 levelling sensor
- Rear: 4 air springs / 4 shock absorbers / 1 stabilization bar / 2 levelling sensors

Optional:

- Lifting / lowering of the vehicle's suspensions
- Reinforced shock absorbers
- Kneeling

COMPRESSED AIR

- Dual cylinder air compressor 630 cm³ (pressure 9.5 bar)
- Integrated air dryer: bleeding valves on the air tanks

BRAKES

- EBS
- Pneumatic service and emergency braking system with two independent air circuits
- Brake discs, front and rear, with floating calipers and ABS
- Pneumatic parking brake, operating on the rear wheels

Optional:

- ESP

RETARDER

- Decompression engine brake
- Electromagnetic retarder with brake pedal control and hand lever control, hydraulic integrated retarder

FUEL TANK AND UREA TANK

- 200 lt diesel tank
- 80 lt Ad Blue tank

Optional:

- 320 lt diesel tank
- Ad Blue tank: 135 or 50 lt

TYRES AND WHEELS

- 275 / 70 R 22.5 tires

IVECO
BUS